

Greenfield

[195 Federal Street, Suite 100](#)
[Greenfield MA 01301](#)



413-772-1311



413-774-7940



supergps@gpsk12.org

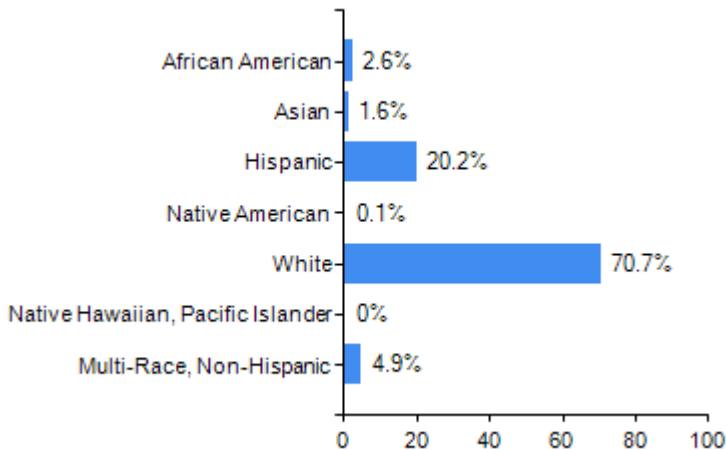
web

<http://www.gpsk12.org>

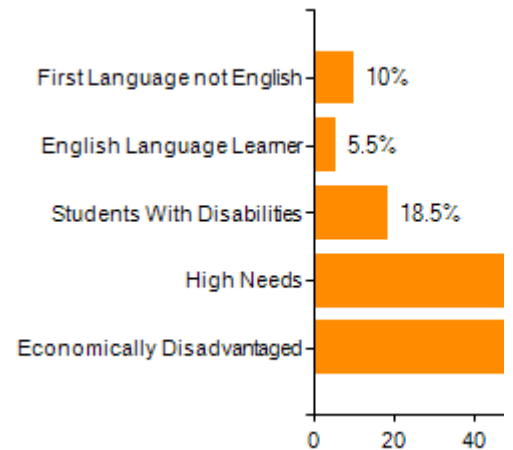
Superintendent : Jordana B. Harper

District Type	Number of Schools	Enrollment	Grades Served
Public	6	1,718	PK - 12

Student Race and Ethnicity

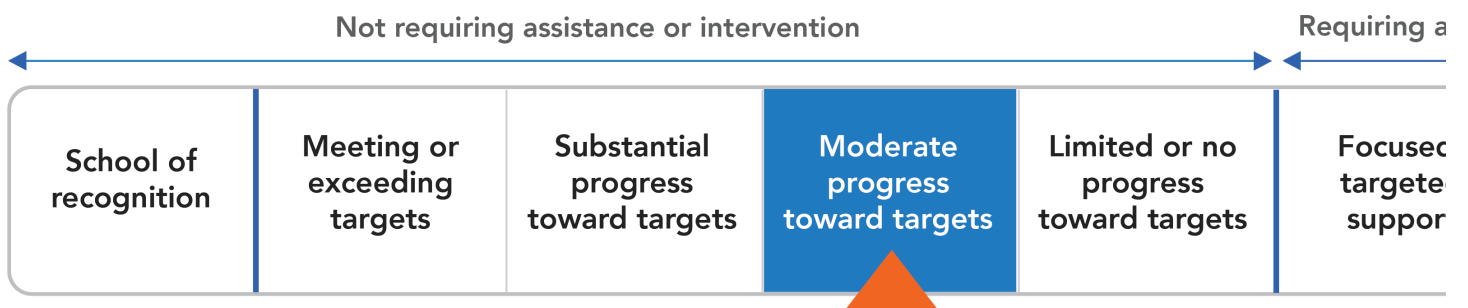


Selected Popula



2019 Accountability Classification

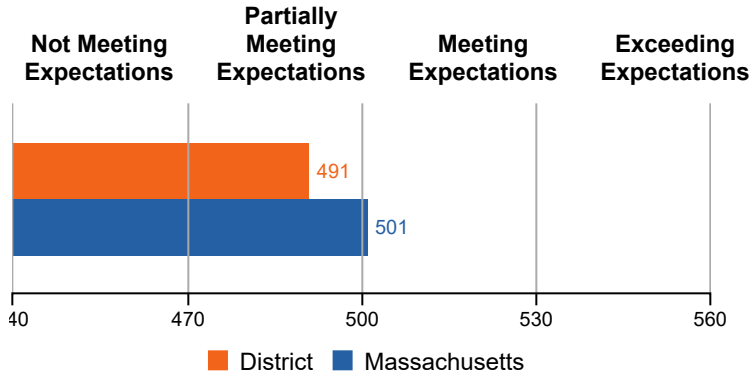
Massachusetts uses information related to progress toward improvement targets, accountability percentiles, graduation rates, and as rates to determine each district and school's overall classification. Most districts and schools are placed into two categories: those that require intervention from the state, and those that do not require assistance or intervention. Districts and schools that are new or very small a 'insufficient data'. Placing schools and districts into categories helps districts know which schools need more support, and helps the districts need the most assistance. More information is available here: <http://www.doe.mass.edu/accountability/>.



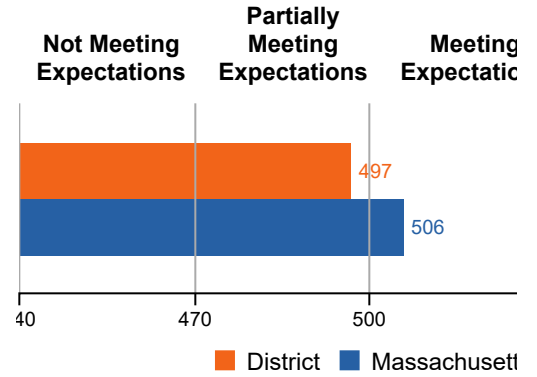
2019 Student Achievement

Next Generation MCAS ([Average Scaled Score](#))

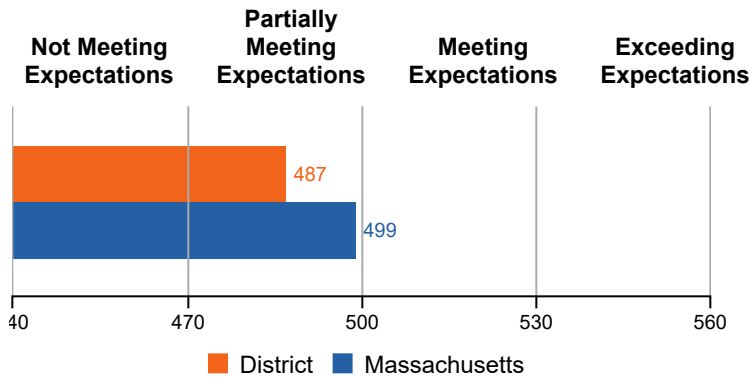
English Language Arts - Grades 3 - 8



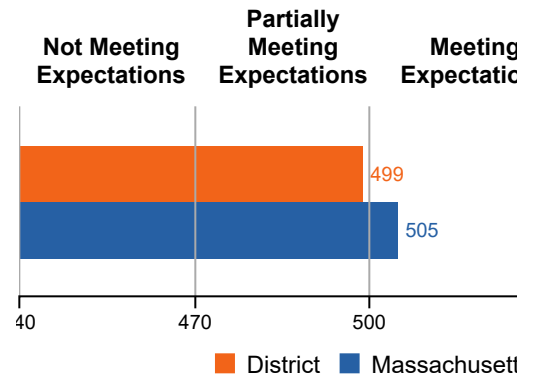
English Language Arts - Grade 10



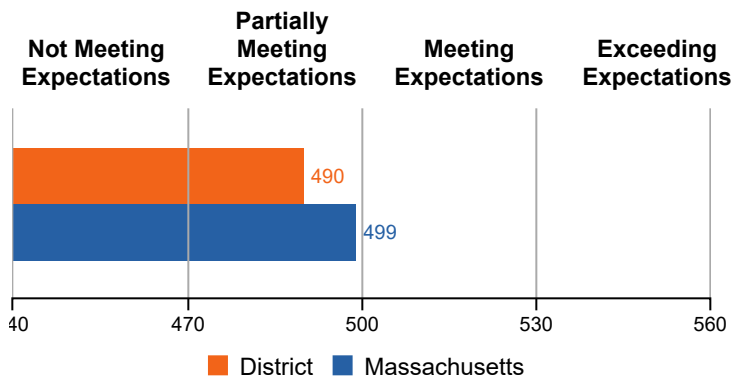
Mathematics - Grades 3 - 8



Mathematics - Grade 10



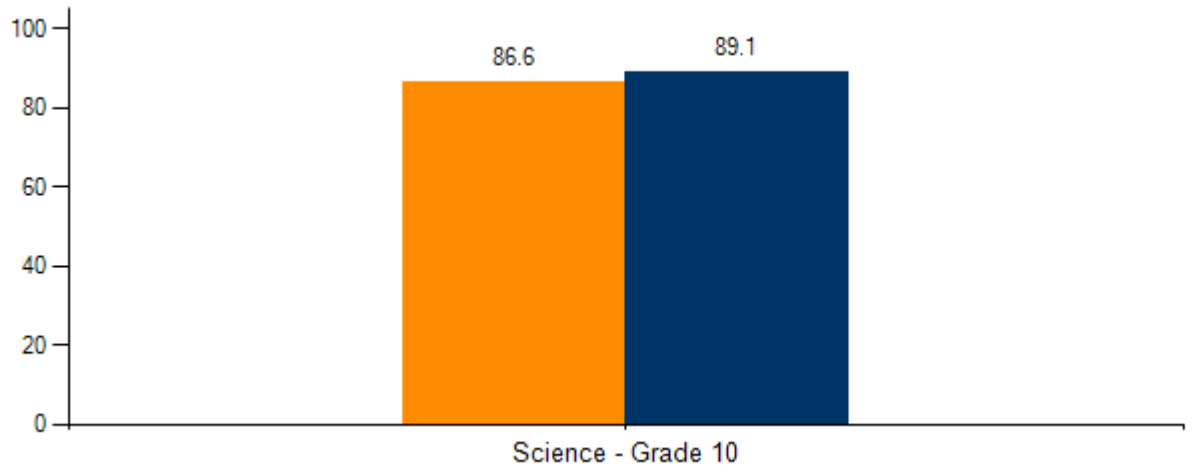
Science and Tech/Eng - Grades 5 & 8



Legacy MCAS (CPI)

The [Composite Performance Index \(CPI\)](#) is a number from 1-100 that represents the extent to which students have attained progressing toward proficiency in a given subject. Students who demonstrate proficiency on MCAS tests, and students with cognitive disabilities who score at the Progressing level on the MCAS-Alternate assessment, receive 100 CPI points. (Data for 2019 are below.)

Composite Performance Index



	Science (CPI) Grade 10
Greenfield	86.6
Massachusetts	89.1

Notes: Enrollment, accountability and assessment data are reported for the 2018–2019 school year. [More about the data.](#)

Federal Street School

[125 Federal Street](#)
[Greenfield MA 01301](#)



413-772-1380



413-772-1319



nanput1@gpsk12.org

web

<http://www.gpsk12.org/federal-street>

Principal : Michelle Fenimore

School Type

Enrollment

Grades Served

Student / Teacher Ratio

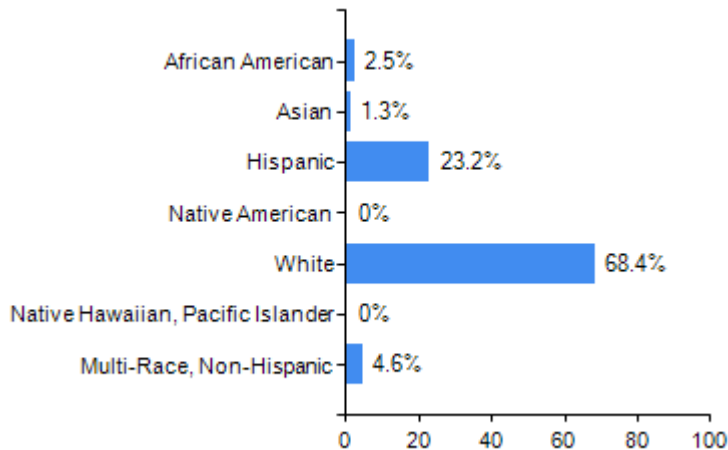
Public

237

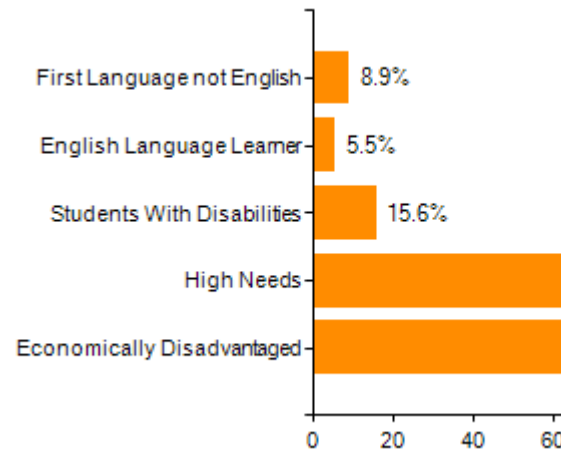
K - 04

10.3 to 1

Student Race and Ethnicity



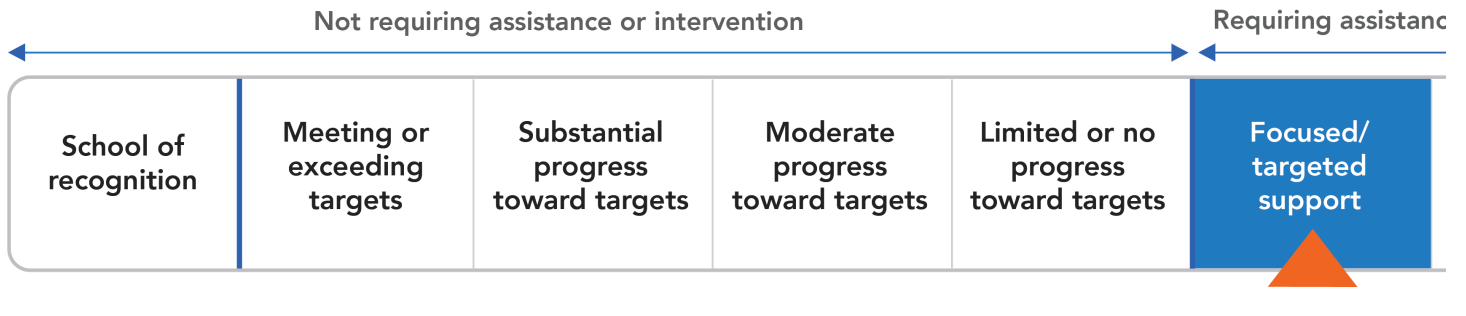
Selected Populations



2019 Accountability Classification

Massachusetts uses information related to progress toward improvement targets, accountability percentiles, graduation rates, and as participation rates to determine each district and school's overall classification. Most districts and schools are placed into two categories that require assistance or intervention from the state, and those that do not require assistance or intervention. Districts and schools that are very small are classified as having 'insufficient data'. Placing schools and districts into categories helps districts know which school more support, and helps the state know which districts need the most assistance. More information is available here:

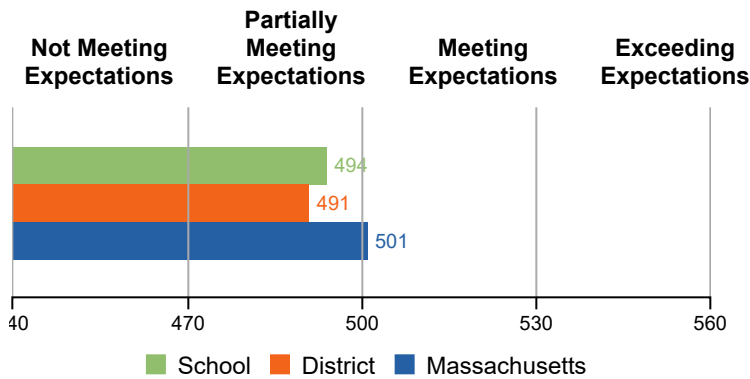
[http://www.doe.mass.edu/accountability/.](http://www.doe.mass.edu/accountability/)



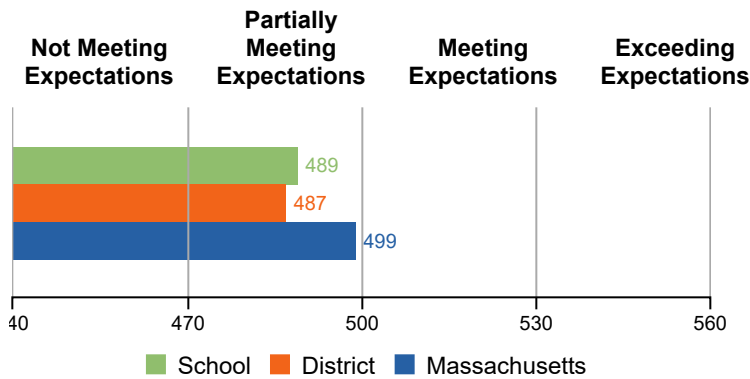
2019 Student Achievement

Next Generation MCAS (Average Scaled Score)

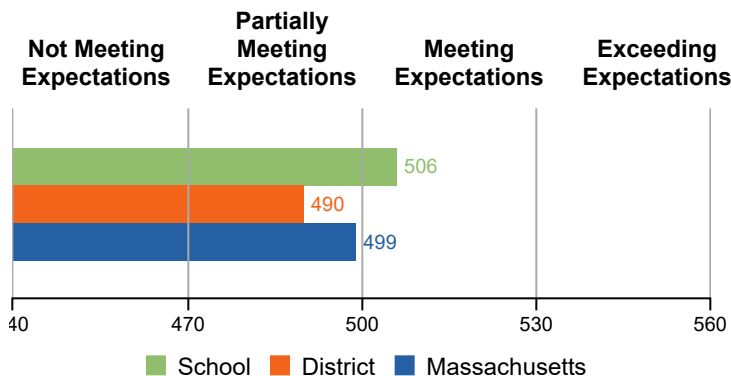
English Language Arts - Grades 3 - 8



Mathematics - Grades 3 - 8



Science and Tech/Eng - Grades 5 & 8



Notes: Enrollment, accountability and assessment data are reported for the 2018–2019 school year. [More about the data.](#)

Discovery School at Four Corners

[21 Ferrante Avenue](#)
[Greenfield MA 01301](#)



413-772-1378



413-772-1329



jactoo1@gpsk12.org

web

<http://www.gpsk12.org/four-corners>

Principal : Caissie Putnam

School Type

Enrollment

Grades Served

Student / Teacher Ratio

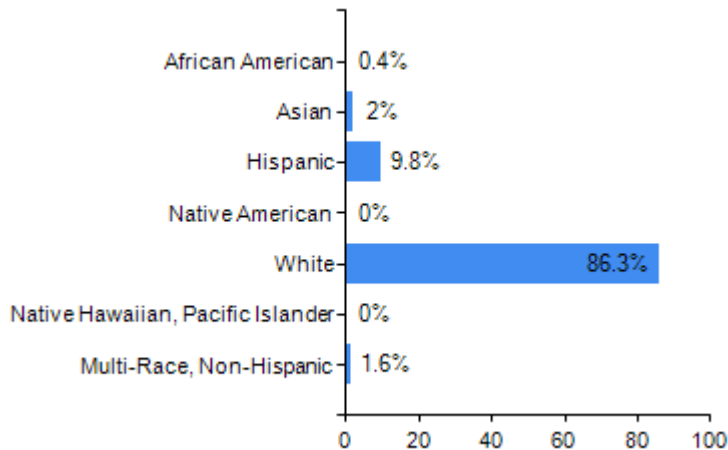
Public

255

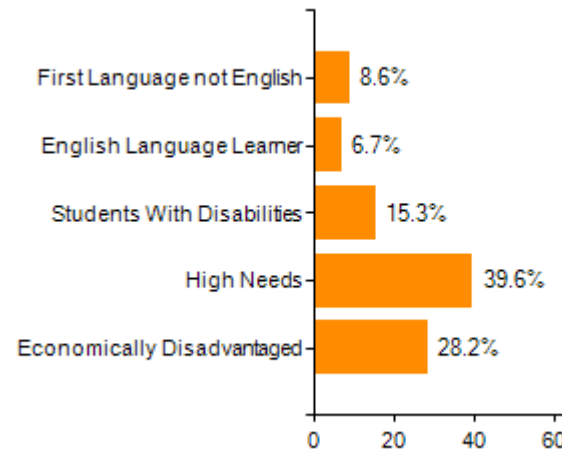
K - 04

11.7 to 1

Student Race and Ethnicity



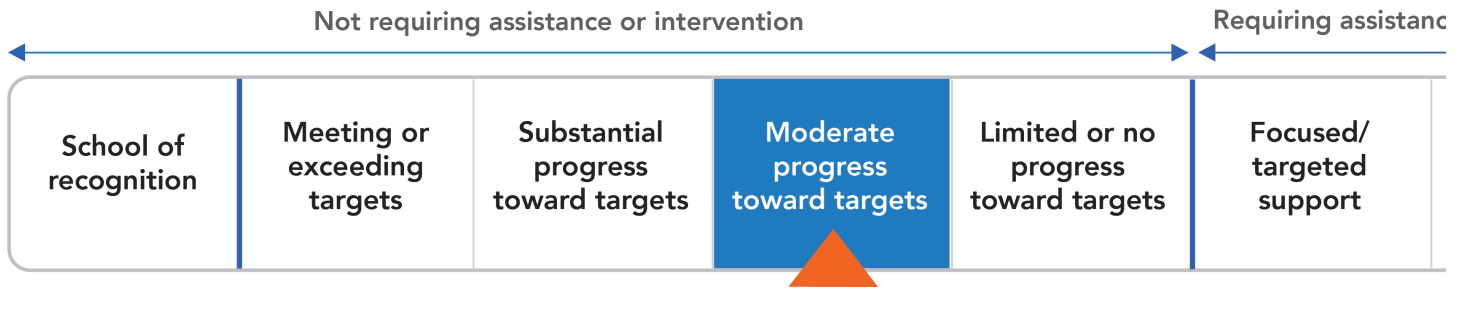
Selected Populations



2019 Accountability Classification

Massachusetts uses information related to progress toward improvement targets, accountability percentiles, graduation rates, and as participation rates to determine each district and school's overall classification. Most districts and schools are placed into two categories that require assistance or intervention from the state, and those that do not require assistance or intervention. Districts and schools that are very small are classified as having 'insufficient data'. Placing schools and districts into categories helps districts know which school more support, and helps the state know which districts need the most assistance. More information is available here:

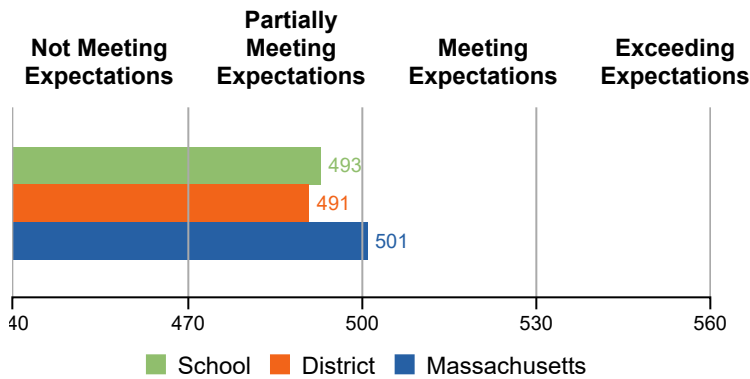
[http://www.doe.mass.edu/accountability/.](http://www.doe.mass.edu/accountability/)



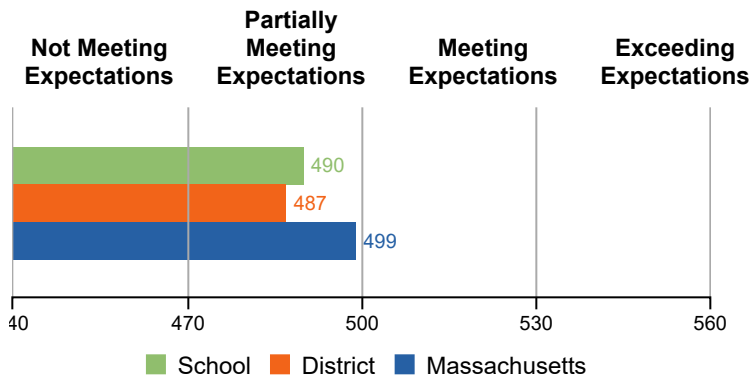
2019 Student Achievement

Next Generation MCAS (Average Scaled Score)

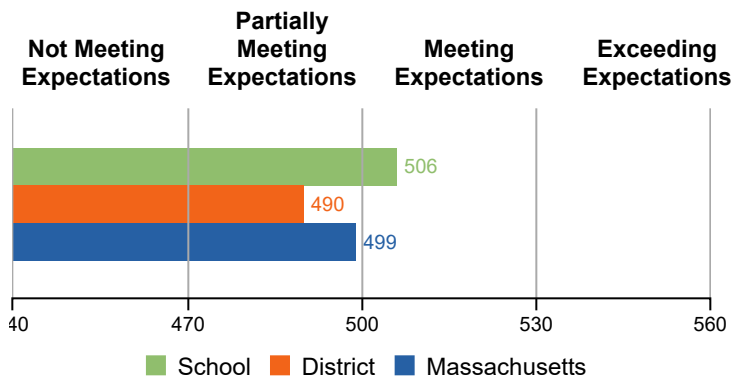
English Language Arts - Grades 3 - 8



Mathematics - Grades 3 - 8



Science and Tech/Eng - Grades 5 & 8



Notes: Enrollment, accountability and assessment data are reported for the 2018–2019 school year. [More about the data.](#)

Newton School

[70 Shelburne Rd](#)
[Greenfield MA 01301](#)



413-772-1370



413-772-1332



melgoo1@gpsk12.org

web

<http://www.gpsk12.org/newton-school>

Principal : Melodie L Goodwin

School Type

Enrollment

Grades Served

Student / Teacher Ratio

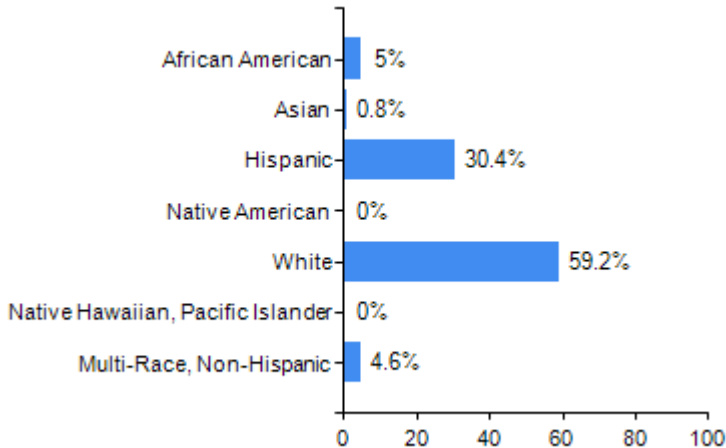
Public

240

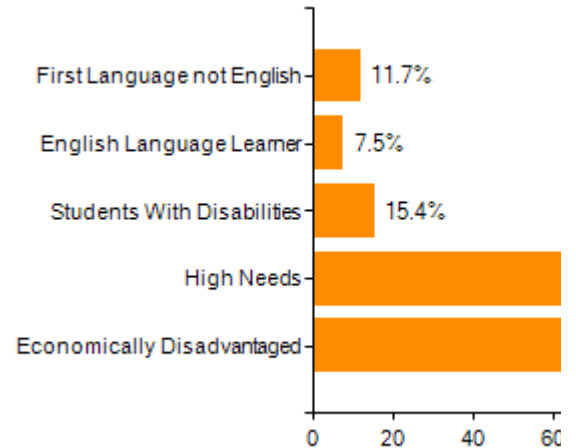
K - 04

10.7 to 1

Student Race and Ethnicity



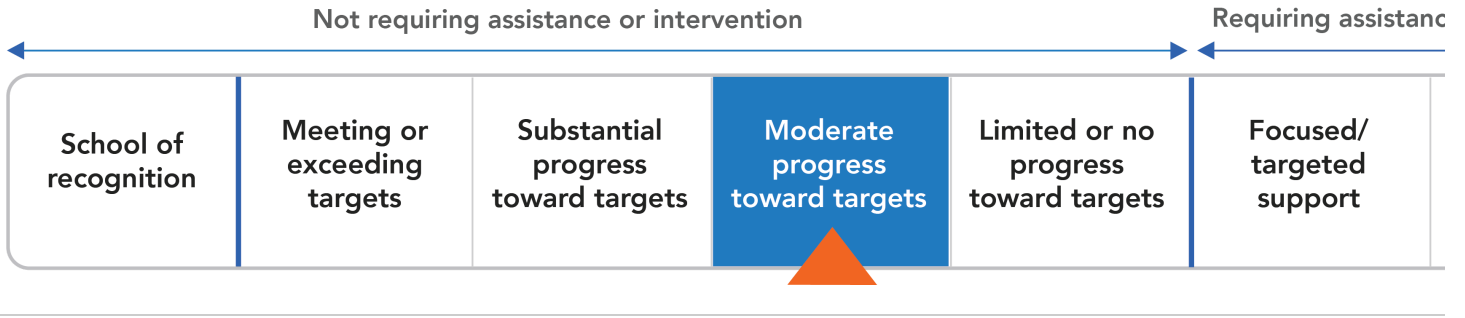
Selected Populations



2019 Accountability Classification

Massachusetts uses information related to progress toward improvement targets, accountability percentiles, graduation rates, and as participation rates to determine each district and school's overall classification. Most districts and schools are placed into two categories that require assistance or intervention from the state, and those that do not require assistance or intervention. Districts and schools that are very small are classified as having 'insufficient data'. Placing schools and districts into categories helps districts know which school more support, and helps the state know which districts need the most assistance. More information is available here:

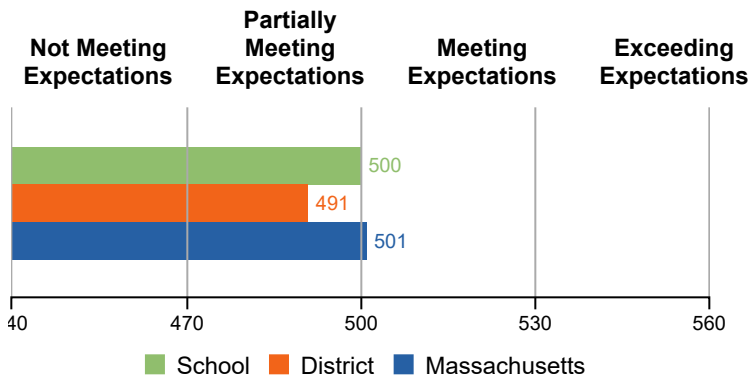
[http://www.doe.mass.edu/accountability/.](http://www.doe.mass.edu/accountability/)



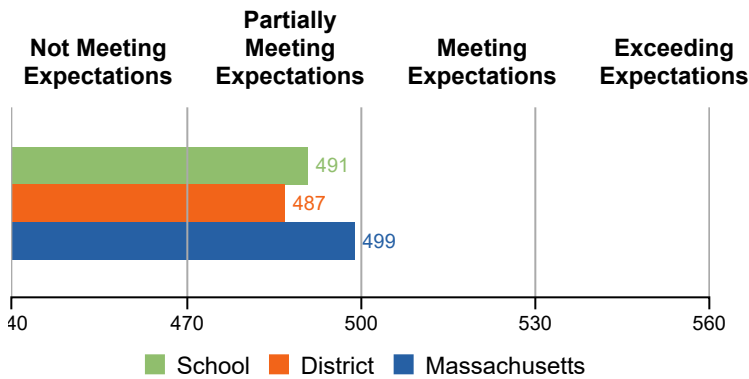
2019 Student Achievement

Next Generation MCAS (Average Scaled Score)

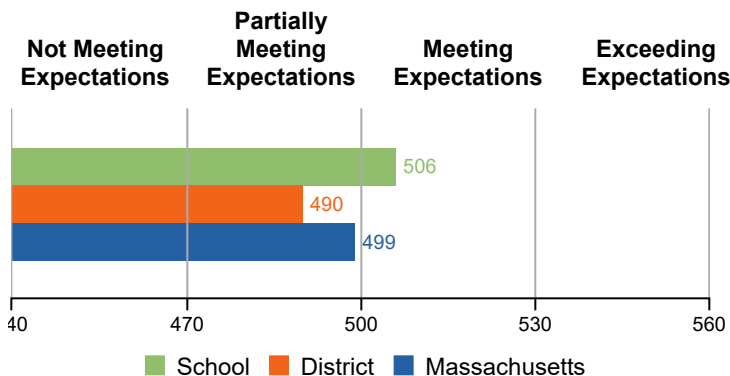
English Language Arts - Grades 3 - 8



Mathematics - Grades 3 - 8



Science and Tech/Eng - Grades 5 & 8



Notes: Enrollment, accountability and assessment data are reported for the 2018–2019 school year. [More about the data.](#)